

Why Choose Meadowlark Waveplates?

Industry-Leading Metrology – Our proprietary measurement techniques provide you with extremely accurate calibration measurements for every waveplate/retarder we ship.

High Quality and Precision – When selecting a waveplate, key performance features must be considered; examples of these include wavelength dependence, temperature sensitivity, acceptance angle, response time and aperture size. Our waveplate selection chart provides an at-a-glance view of our standard retarders; as always, Meadowlark solutions engineers are happy to assist you in the process of selecting a retarder that works best for your application.

Custom Solutions – Space flight retarders, superachromatic retarders from 500 to 1200 nm, retarders attached to beamsplitter cubes, retarder coatings applied to lenses and mirrors, variable retarders with switching speeds in picoseconds, ferroelectric liquid crystal retarders switching at low voltages from 50 to 100 microseconds, and more.

About Meadowlark Optics

Innovating since 1979 – Meadowlark Optics has provided world-class polarization optics and liquid crystal solutions for a variety of applications for 40 years. To ensure precision and top quality, our 20,000 SF headquarters and manufacturing facility boasts the latest in clean rooms, optical fabrication, and metrology equipment. Need help selecting the right product for your application? Contact one of our Solutions Engineers to discuss your requirements.

WAVEPLATES












== SELECTION GUIDE ==

 meadowlark optics

5964 Iris Parkway, Frederick, CO 80530

sales@meadowlark.com – www.meadowlark.com - 303-833-4333



WAVEPLATE	FEATURES	WAVELENGTH	TWD (P-V)	TWD (RMS)	RETARDANCE ACCURACY	ACCEPTANCE ANGLE	BEAM DEVIATION
	<ul style="list-style-type: none"> Most popular retarder type Large, custom clear apertures available Insensitive to small wavelength variations True zero-order polymer 	VIS – NIR	$\leq \lambda/5$	$\leq \lambda/20$	$\pm \lambda/350$	$\pm 10^\circ$	≤ 1 arc min
	<ul style="list-style-type: none"> Industry-leading design Excellent broadband operation Custom wavelength ranges available 	VIS – NIR	$\leq \lambda/4$	$\leq \lambda/16$	$\pm \lambda/100$	$\pm 10^\circ$	≤ 1 arc min
	<ul style="list-style-type: none"> Ultra-broad wavelength range 420 to 1100 nm & 800 to 1700 nm Custom wavelength ranges available Custom retardances available 	VIS – NIR	$\leq \lambda/2$	$\leq \lambda/8$	$\pm \lambda/50$	$\pm 10^\circ$	≤ 2 arc min
	<ul style="list-style-type: none"> Low order Wide angular field Broad wavelength coverage 	VIS – NIR	$\leq \lambda/4$	$\leq \lambda/16$	$\pm \lambda/100$	$\pm 5^\circ$	≤ 1 arc min
	<ul style="list-style-type: none"> Unmatched off-axis performance Ideal for uncollimated light applications Standard and custom wavelength versions 	VIS – NIR	$\leq \lambda/2$	$\leq \lambda/8$	$\pm \lambda/250$	$\pm 30^\circ$	≤ 1 arc min
	<ul style="list-style-type: none"> Unmatched versatility Electrically controlled retardance Custom retardance ranges available 	VIS – MWIR	$\leq \lambda/4$	$\leq \lambda/16$	Tunable with $\pm \lambda/500$ resolution	$\pm 2^\circ$ to 10° (Dependent on applied voltage)	≤ 2 arc min
	<ul style="list-style-type: none"> Very thin profile Thermally stable High volume scalable AR coatings and custom retardances available 	VIS – NIR	$\leq 2\lambda$ per in.	$\leq \lambda/2$ per in.	$\pm \lambda/300$	$\pm 6^\circ$	≤ 30 arc sec
	<ul style="list-style-type: none"> Extremely thin and large diameter Curved surfaces High temperature resistance Custom sizes, wavelengths and retardances available 	VIS – NIR	$\leq \lambda/2$	$\leq \lambda/8$	$\pm \lambda/100$	$\pm 10^\circ$	≤ 5 arc sec
	<ul style="list-style-type: none"> Outer diameter up to 8 inches Clear aperture > 90% Custom size, retardance and wavelengths Polymer, quartz, sapphire, MgF₂ and liquid crystal 	UV – MWIR	$\leq \lambda$ to $\leq \lambda/5$	$\leq \lambda/4$ to $\leq \lambda/20$	Center: $\leq \lambda/100$ to $\leq \lambda/350$ Spatial Uniformity: $\leq \lambda/10$ to $\leq \lambda/100$	Design Dependent	Design Dependent
	<ul style="list-style-type: none"> Superior infrared performance High power handling capability Excellent broadband operation Optic axis independent of wavelength 	UV – NIR	$\leq \lambda/4$	$\leq \lambda/16$	$\pm \lambda/100$	$\pm 1^\circ$	≤ 1 arc min
	<ul style="list-style-type: none"> Tolerates high temperature High CW laser damage threshold Tip tunable retardance 	UV – NIR	$\leq \lambda/10$	$\leq \lambda/40$	Above 300 nm: $\pm \lambda/300$ Below 300 nm: $\pm \lambda/200$	$\pm 1^\circ$	≤ 10 arc sec

- Polymer retarders offer much better field of view than either multiple-order or compound zero-order quartz retarders.
- Large clear apertures are cost effective using polymer retarders.
- Polymer retarders are less sensitive to wavelength change than multiple-order quartz retarders.
- Our achromatic and superachromatic retarders offer much lower retardance variation with wavelength than any other birefringent retarder.

- Zero-order polymer retarders are often lower in cost than compound zero-order quartz retarders.
- Liquid crystal retarders offer real-time, continuous control of retardance with no moving parts.
- We offer polymer and liquid crystal retarders in nonstandard sizes and for custom wavelengths and retardance values.
- Multiple-order quartz retarders are preferred for high power laser applications and can be designed for dual-wavelength operation.